	Document Title	Monthly Health, Environment, Safety and Security Report		
	Document No.			
	Revision Date		Revision No.	1
				Page 1 of 8



LEGACY OFFSHORE, LLC.

HEALTH, ENVIRONMENT, SAFETY & SECURITY (HESS)

Performance Report January to March 2011

Signature Legend

ID:	Name:	Title:	Description
JWL	Jerry Lowrimore	HESS Director	Originator
MC	Mark Corbin	Operations Manager	Checker
CZ	Charles Zamora	V.P. of Operations	Approver



	Document Title	Monthly Health, Environment, Safety and Security Report		
	Document No.			
	Revision Date		Revision No.	1
				Page 2 of 8

TABLE OF CONTENTS:

SECTION	DESCRIPTION	PAGE NO.
1.0	Introduction	3
2.0	2011 Statistics	3
3.0	Incidents According To Workplace	4
4.0	Summary of Incidents	5
5.0	2011 Injury And Illness Trends	5 – 6
6.0	Training	7
7.0	Days Incident Free	8

	Document Title	Monthly Health, Environment, Safety and Security Report			
	Document No.				
	Revision Date		Revision No.	1	Page 3 of 8

1.0 INTRODUCTION

The purpose of the HESS Report is to help pin point what types of incidents Legacy Offshore, LLC. are having, inform employees of what type of incidents, corrective action, and record our HESS performance though out the year.


2.0 STATISTICS

Description	Year to Date 2011
Man Hours	102,267
Lost Time Incident	0
Restricted Duty Cases	0
Medical Cases	0
Fatalities	0
Non-Recordable	3
Equipment Incidents	0
Recordable Cases	0

Recordable Incident Rate:	0.00
---------------------------	------

Total Recordable Incident Rate =	$\frac{\# \text{ of Recordable Cases (Medical, LTI, \& Restricted Duty Cases)} \times 200,000}{\text{Man-Hours Worked}}$
Lost Time Incident Rate =	$\frac{\# \text{ Lost Work Day Cases} \times 200,000}{\text{Man-Hours Worked}}$
Severity Rate =	$\frac{\# \text{ of Lost Work Days} \times 200,000}{\text{Man-Hours Worked}}$

Year	Employee Hours	Recordable Cases	LTA	Medical	Number of Fatalities	TRIR	LTRIR	# of Lost Work Days	Serverity Rate	EMR	Number of Employees
2010	343,916	2	0	1	1	1.16	0.00	0	0.00	0.88	141
2009	311,633	1	0	1	0	0.64	0.00	0	0.00	0.91	161
2008	193,826	1	0	1	0	1.03	0.00	0	0.00	1.00	130
2007	3,048	0	0	0	0	0.00	0.00	0	0.00	1.00	21


	Document Title	Monthly Health, Environment, Safety and Security Report			
	Document No.				
	Revision Date		Revision No.	1	Page 4 of 8

3.0 Incidents in the Workplace

The following chart shows what type of incidents we are having, at what location and the Total Recordable Incident Rate (TRIR) for each of the Legacy Offshore Divisions. By logging incident where they accrue, this will help employees and manager increase safety in those areas.

Locations	Man-hours	N/R	Med	R. Duty	LTI	Fatality	TRIR
General Diving	100						0.00
Office	14,392						0.00
Shop Broussard	5,508						0.00
Sun River Diving	6,418	1					0.00
Sun River Marine	9,132						0.00
Adams Vision - Diving	15,990	2					0.00
SAT	19,836						0.00
New Sat System	436						0.00
Training	0						#DIV/0!
Adams Vision Foreign Crew	30,456						0.00
Totals:	102,268	3	0	0	0	0	0.00

Equipment Incidents=	E/I	Restricted Duty =	R. Duty
Non-Recordable=	N/R	Lost Time Incident =	LTI
Medical=	Med	Total Recordable Incident Rate =	TRIR

	Document Title	Monthly Health, Environment, Safety and Security Report		
	Document No.			
	Revision Date		Revision No.	1

4.0 Summary of Incidents

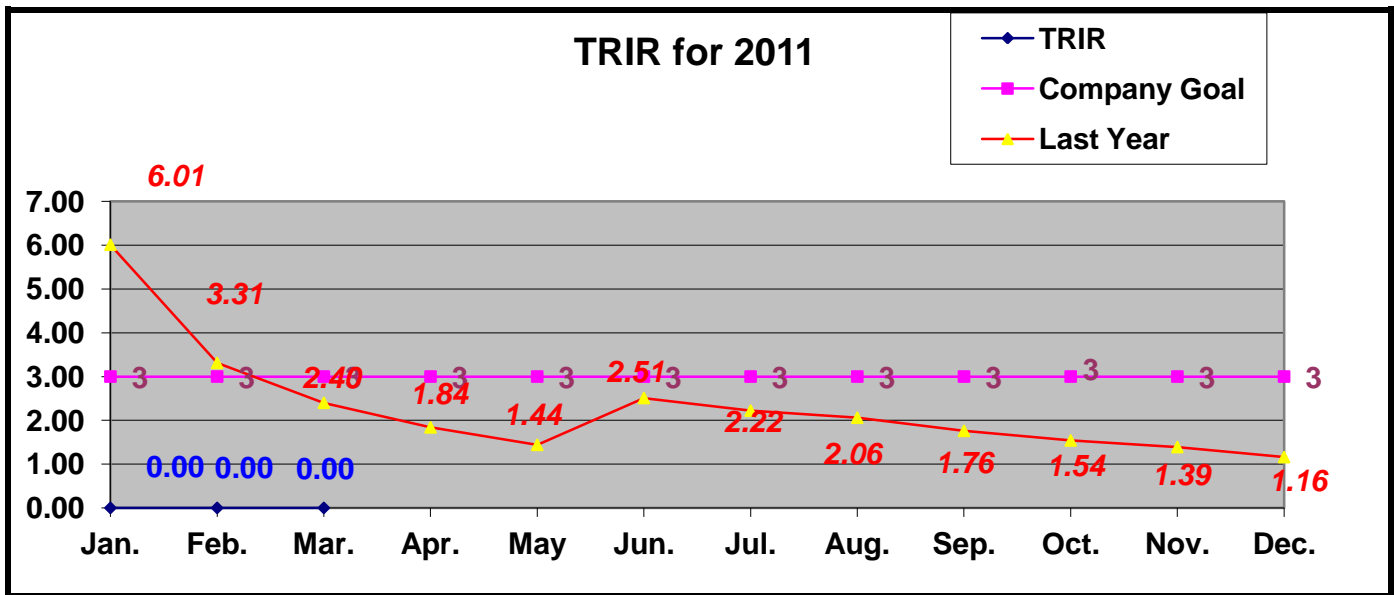
Below are brief explanations of the incidents (injures, damage to equipment, security breach and near miss) for 2011.


DATE	INCIDENT CLASSIFICATION	INCIDENT DESCRIPTION	CORRECTIVE ACTION
2/11/2011	First Aid	While completing cement pumping operation, dive placed fingers on top of pipe and sucked fingers in.	Wrote procedure to include new standard for disconnecting piping.
3/15/2011	First Aid	Employee reported sore back after needle gunning all day	Have employee take more breaks and do stretching every 15 minutes
3/15/2011	First Aid	Tag line got caught on equipment and snapped employee in had when reaching for the line	Employee was wearing PPE. All tag lines will be secured prior

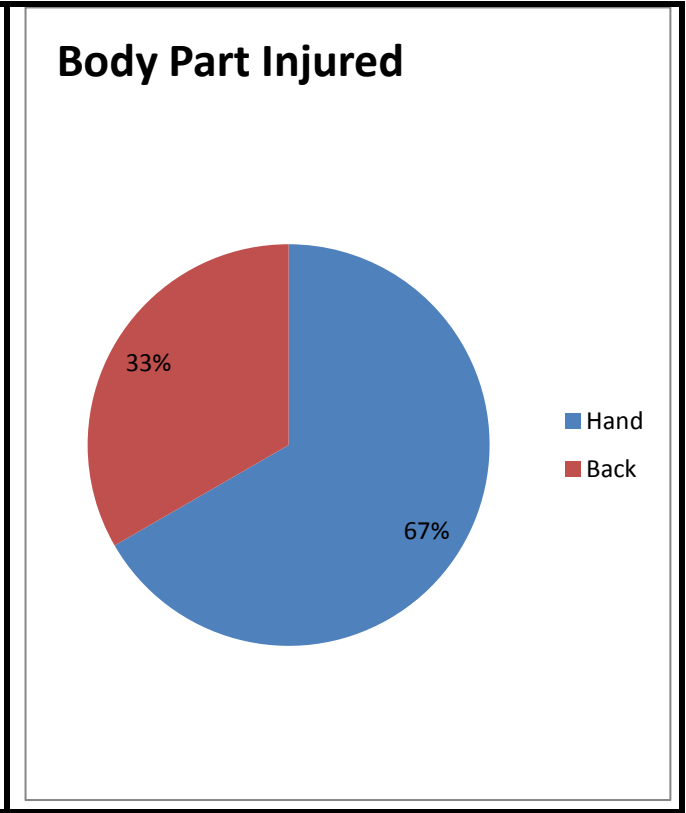
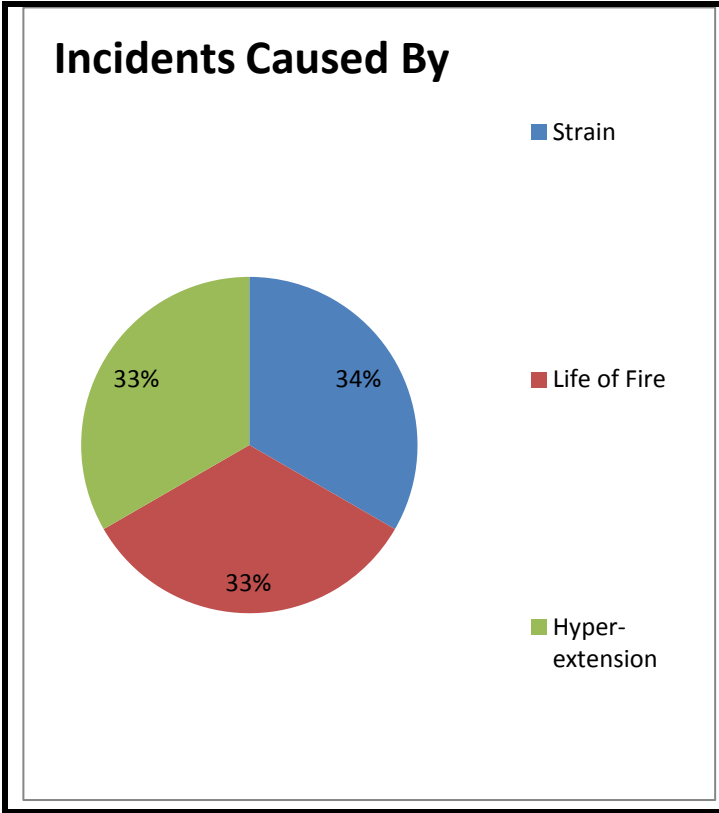
DATE	NUMBER INJURY	TYPE OF INCIDENT	BRIEF DESCRIPTION OF INCIDENT PROPERTY/EQUIPMENT


5.0 2011 Injury and Illness Trends

Charting incidents gives the employees an idea of progress or areas where improvement is required.




	Document Title	Monthly Health, Environment, Safety and Security Report		
	Document No.			
	Revision Date		Revision No.	1



	Document Title	Monthly Health, Environment, Safety and Security Report		
	Document No.			
	Revision Date		Revision No.	1
				Page 7 of 8

6.0 TRAINING

CLASS
Basic Orientation
Basic Rigging – API RP 2D
Bloodborne Pathogens
Confined Space
Confined Space Rescuer
PEC Core – Refresher
CPR, AED, and First Aid
Electrical Safety
Elevated Work Evacuation
Emergency Response
Fall Protection
Fire Safety
Forklift
H2S Awareness
HazCom
HazWOPER 40 Hour Tech
HazWOPER Operator
Hearing Conservation
HM 126
Lockout / Tagout
Marine Debris – All Washed Up
Medical Records
Offshore Orientation
Personnel Protective Equipment
PSMSEMP
Respirator Fit Test and Training
SafeGulf
Terrorism Response Awareness Program
Water Survival – SEPCO HUET
Welding Safety
Behavioral Based Safety
Legacy Offshore – Fire Incipient Training

	Document Title	Monthly Health, Environment, Safety and Security Report		
	Document No.			
	Revision Date		Revision No.	1
				Page 8 of 8

7.0 DAYS INCIDENT FREE

This is to show management and employees at worksites recognition for improving safety and not having a recordable incident for the Department/Location. The days will start from January 1st, 2010 and start over from when the first recordable incident that is reported.

Worksite	Date of Incident	Days Incident Free YTD	Comments
Broussard Yard		455	
Sun River	6/23/2010	281	
Adams Vision		212	Vessel went on hire 9/1/2010